



Round 1 - Winton : 10 & 11 April

SUPERSPORT

Qualifying 2

Started at: 11:59:41

Laps: 10 Min

Starters: 24

Printed at: 12:14


Date: 10/04/21
Event: Q10
Weather: Cloudy - Temp: 17C
Track: Dry

PROVISIONAL CLASSIFICATION

Pos	No	Name	Machine	Fastest Lap	On Lap	Behind Leader	Behind Prev	Top Speed
1	68	Luke POWER / Angel Wings	Kawasaki ZX6 600	1:25.166	6 of 6			209
2	29	Ted COLLINS / Deckert Group / RST Moto / Traction Control Suspension / Spikes Ltd	Suzuki GSXR 600	1:25.474	3 of 3	.308	.308	213
3	88	Luke SANDERS / Race Center / Snoop Media	Yamaha R6 600	1:25.866	6 of 6	.700	.392	214
4	52	Ryan TAYLOR / Kaloha Homes / Pablo's Motorcycle Tyres / RTR	Yamaha R6 600	1:26.683	7 of 7	1.517	.817	212
5	119	Aaron ROGERS / Thai on the island	Yamaha R6 600	1:26.831	5 of 7	1.665	.148	201
6	10a	Noel MAHON / Ross Services	Kawasaki ZX6R 600	1:26.858	4 of 6	1.692	.027	212
7	121	Reece OUGHTRED / Moto GC / Motobits / Dynoverks / LS2Helmets / Sign Pro	Yamaha R6 600	1:27.145	4 of 5	1.979	.287	214
8	44	William SHARROCK / Race Center / Windspark Australia	Yamaha R6 600	1:27.189	5 of 6	2.023	.044	208
9	21	Daniel LEONARD / The Grinning Dingo / Ords Motorcycles	Yamaha R6 600	1:27.445	6 of 6	2.279	.256	206
10	808	Joseph MARINELLO	Yamaha R6 600	1:27.519	5 of 6	2.353	.074	210
11	22a	Bryce THOMPSON / Top Tune Motorcycles / Murray Valley Training Centre	Kawasaki ZX6R 600	1:28.027	6 of 6	2.861	.508	208
12	95a	Harley SIDE / Race Center	Yamaha R6 600	1:28.029	4 of 5	2.863	.002	208
13	31	John QUINN	Yamaha R6 600	1:28.490	5 of 6	3.324	.461	209
14	54	Brendan WILSON / Stainless Steel Projects / Barrys Tea	Yamaha R6 600	1:28.528	3 of 7	3.362	.038	208
15	52a	Mitchell HAWKSLEY / M-cycle City Tas / Launceston Environmental Services / Engine Reco & Parts	Honda CBR RR 600	1:29.706	7 of 7	4.540	1.178	207
16	262	Danyon ARNOLD	Honda CBR RR 600	1:30.297	6 of 6	5.131	.591	195
17	77	Brendan HOLDEN	Kawasaki ZX6R 600	1:31.018	5 of 6	5.852	.721	205
18	26	James KIELY / Know-How Carpentry / Race Center / Siemec / Fusport	Yamaha R6 600	1:33.459	6 of 7	8.293	2.441	206
19	22	Glenn NANKERVIS / Traralgon 4WD / Nankervis Motorsport	Yamaha R6 600	1:34.184	4 of 4	9.018	.725	195

Chief Timekeeper - Colin Rothwell

Clerk of Course - Tony Bolin



COMPUTIME RACE TIMING SYSTEMS PTY LTD
www.computime.com.au

E-mail: scott@computime.com.au / Ph: 0418 17 13 17





Round 1 - Winton : 10 & 11 April
SUPERSPORT
Qualifying 2

Date: 10/04/21
 Event: Q10
 Weather: Cloudy - Temp: 17C
 Track: Dry

Started at: 11:59:41
 Laps: 10 Min
 Starters: 24
 Printed at: 12:14

PROVISIONAL CLASSIFICATION

Pos	No	Name	Machine	Fastest Lap	On Lap	Behind Leader	Behind Prev	Top Speed
20	8	Brandon LEVIN	Suzuki GSXR 1000	1:35.239	5 of 5	10.073	1.055	198
21	61	Joshua REES / Walk the line tattoo / F45 / Moto Elite	Kawasaki ZX6R 600	1:35.776	5 of 6	10.610	.537	200
22	85a	David CAMPBELL	Suzuki GSXR 600	1:36.590	6 of 6	11.424	.814	199
23	15a	Johnathon HENDERSON	Honda CBR RR 600	1:37.409	6 of 6	12.243	.819	194
24	333	Peter HARRISON	Yamaha R6 600	1:39.981	3 of 5	14.815	2.572	195

Current qualifying record for SS class - 1:22.264 by Tom EDWARDS (NSW) on a Yamaha YZF-R6 set on 13/03/21

The results are provisional until the end of the time limit for protests and appeals.

Chief Timekeeper - Colin Rothwell

Clerk of Course - Tony Bolin



COMPUTIME RACE TIMING SYSTEMS PTY LTD
www.computime.com.au

E-mail: scott@computime.com.au / Ph: 0418 17 13 17





Round 1 - Winton : 10 & 11 April

SUPERSPORT

Qualifying 2

Date: 10/04/21
 Event: Q10
 Weather: Cloudy - Temp: 17C
 Track: Dry

Started at: 11:59:41
 Laps: 10 Min
 Starters: 24
 Printed at: 12:14

PROVISIONAL LAP TIMES

No	Name	Lap 1	Lap 2	Lap 3	Lap 4	Lap 5	Lap 6	Lap 7
8	Brandon LEVIN	1:45.517	1:37.130	1:38.875	1:35.443	1:35.239		
10a	Noel MAHON	1:36.948	1:28.940	1:27.180	1:26.858	1:26.995	1:31.240	
15a	Johnathon HENDERSON	1:50.045	1:37.441	1:38.483	1:37.753	1:37.682	1:37.409	
21	Daniel LEONARD	1:37.497	1:31.622	1:30.102	1:28.527	1:28.016	1:27.445	
22	Glenn NANKERVIS	1:39.129	1:34.685	1:34.217	1:34.184			
22a	Bryce THOMPSON	1:35.419	1:30.519	1:29.066	1:29.386	1:28.334	1:28.027	
26	James KIELY	1:38.673	1:34.324	1:34.302	1:34.345	1:34.541	1:33.459	1:33.544
29	Ted COLLINS	1:25.767	1:27.237	1:25.474				
31	John QUINN	1:46.599	1:31.168	1:28.937	1:29.074	1:28.490	1:29.664	
44	William SHARROCK	1:27.619	1:28.038	1:28.407	1:28.118	1:27.189	1:28.265	
52	Ryan TAYLOR	1:37.353	1:28.415	1:27.704	1:27.066	1:28.420	1:29.446	1:26.683
52a	Mitchell HAWKSLEY	1:36.427	1:32.025	1:31.771	1:30.205	1:31.421	1:30.937	1:29.706
54	Brendan WILSON	1:35.472	1:29.508	1:28.528	1:28.607	1:28.964	1:32.801	1:28.988
61	Joshua REES	1:43.080	1:36.719	1:36.523	1:36.868	1:35.776	1:37.017	
68	Luke POWER	1:32.925	1:27.374	3:19.925	1:30.824	1:25.884	1:25.166	
77	Brendan HOLDEN	1:57.742	1:31.401	1:31.436	1:31.306	1:31.018	1:31.251	
85a	David CAMPBELL	1:45.884	1:38.600	1:38.303	1:37.470	1:37.101	1:36.590	
88	Luke SANDERS	1:33.416	1:28.878	1:29.019	1:25.994	1:27.396	1:25.866	
95a	Harley SIDE	1:28.305	1:28.100	1:28.244	1:28.029	1:41.618		
119	Aaron ROGERS	1:40.058	1:29.542	1:29.048	1:28.325	1:26.831	1:27.218	1:27.510
121	Reece OUGHTRED	1:34.697	1:28.704	1:27.630	1:27.145	1:27.921		
262	Danyon ARNOLD	1:46.575	1:32.563	1:31.201	1:30.718	1:33.270	1:30.297	
333	Peter HARRISON	1:49.422	1:40.571	1:39.981	1:40.118	1:40.012		
808	Joseph MARINELLO	1:28.857	1:27.905	1:27.622	1:27.957	1:27.519	1:28.881	

The results are provisional until the end of the time limit for protests and appeals.

Chief Timekeeper - Colin Rothwell

Clerk of Course - Tony Bolin



COMPUTIME RACE TIMING SYSTEMS PTY LTD
www.computime.com.au

E-mail: scott@computime.com.au / Ph: 0418 17 13 17





Round 1 - Winton : 10 & 11 April

SUPERSPORT

Qualifying 2

Started at: 11:59:41

Laps: 10 Min

Starters: 24

Printed at: 12:14


Date: 10/04/21
Event: Q10
Weather: Cloudy - Temp: 17C
Track: Dry

PROVISIONAL SPLIT TIMES

Lap	Split 1	Split 2	Split 3	Lap Time	Spd	Lap	Split 1	Split 2	Split 3	Lap Time	Spd
8 Brandon LEVIN (20th)						1	31.703	33.647	30.069	1:35.419 P	
1	36.426	37.181	31.910	1:45.517 P		2	28.208	32.710	29.601	1:30.519	206
2	29.933	35.493	31.704	1:37.130	195	3	27.716	32.228	29.122	1:29.066	205
3	29.680	37.057	32.138	1:38.875	198	4	28.141	31.957	29.288	1:29.386	208
4	<u>29.383</u>	34.744	31.316	1:35.443	197	5	27.316	32.051	<u>28.967</u>	1:28.334	207
5	29.432	<u>34.570</u>	<u>31.237</u>	<u>1:35.239</u>	197	6	<u>27.171</u>	<u>31.871</u>	28.985	<u>1:28.027</u>	206
10a Noel MAHON (6th)						26 James KIELY (18th)					
1	34.740	32.916	29.292	1:36.948 P		1	32.811	35.217	30.645	1:38.673 P	
2	28.161	31.769	29.010	1:28.940	209	2	29.204	34.147	30.973	1:34.324	205
3	27.163	31.473	<u>28.544</u>	1:27.180	208	3	29.020	34.632	30.650	1:34.302	204
4	<u>26.825</u>	31.461	28.572	<u>1:26.858</u>	211	4	29.174	34.788	30.383	1:34.345	204
5	27.201	<u>31.215</u>	28.579	1:26.995	212	5	29.147	34.757	30.637	1:34.541	206
6	30.058	32.545	28.637	1:31.240	211	6	28.913	<u>34.108</u>	30.438	<u>1:33.459</u>	204
15a Johnathon HENDERSON (23th)						7	<u>28.849</u>	34.369	<u>30.326</u>	1:33.544	205
1	41.637	36.076	32.332	1:50.045 P		29 Ted COLLINS (2nd)					
2	29.999	<u>35.524</u>	31.918	1:37.441	193	1	33.362	31.892	28.606	1:33.860	
3	30.437	36.233	31.813	1:38.483	192	2	26.480	31.253	<u>28.034</u>	1:25.767	209
4	<u>29.902</u>	36.003	31.848	1:37.753	194	3	26.690	31.881	28.666	1:27.237	211
5	30.090	36.037	<u>31.555</u>	1:37.682	193	4	<u>26.254</u>	<u>31.123</u>	28.097	<u>1:25.474</u>	212
6	30.003	35.847	31.559	<u>1:37.409</u>	193	31 John QUINN (13th)					
21 Daniel LEONARD (9th)						1	40.819	34.787	30.993	1:46.599 P	
1	34.917	32.832	29.748	1:37.497 P		2	28.497	32.913	29.758	1:31.168	205
2	28.369	32.750	30.503	1:31.622	205	3	27.270	32.218	29.449	1:28.937	209
3	27.506	31.931	30.665	1:30.102	205	4	27.670	32.106	<u>29.298</u>	1:29.074	209
4	27.506	31.676	29.345	1:28.527	205	5	<u>27.188</u>	<u>31.922</u>	29.380	<u>1:28.490</u>	208
5	27.588	31.630	28.798	1:28.016	206	6	27.225	32.793	29.646	1:29.664	207
6	<u>27.112</u>	<u>31.549</u>	<u>28.784</u>	<u>1:27.445</u>	205	44 William SHARROCK (8th)					
22 Glenn NANKERVIS (19th)						1	34.742	32.942	29.689	1:37.373	
1	32.663	35.510	30.956	1:39.129 P		2	26.849	31.767	29.003	1:27.619	207
2	29.551	34.260	30.874	1:34.685	192	3	27.193	31.862	28.983	1:28.038	207
3	<u>29.035</u>	34.176	31.006	1:34.217	191	4	<u>26.687</u>	32.106	29.614	1:28.407	208
4	29.755	<u>33.930</u>	<u>30.499</u>	<u>1:34.184</u>	194	5	26.878	31.809	29.431	1:28.118	208
22a Bryce THOMPSON (11th)						6	26.778	<u>31.547</u>	<u>28.864</u>	<u>1:27.189</u>	208
						7	27.031	31.654	29.580	1:28.265	205

Chief Timekeeper - Colin Rothwell

Clerk of Course - Tony Bolin



COMPUTIME RACE TIMING SYSTEMS PTY LTD
www.computime.com.au

E-mail: scott@computime.com.au / Ph: 0418 17 13 17





Round 1 - Winton : 10 & 11 April

SUPERSPORT

Qualifying 2

Started at: 11:59:41

Laps: 10 Min

Starters: 24

Printed at: 12:14

Date: 10/04/21
Event: Q10
Weather: Cloudy - Temp: 17C
Track: Dry

PROVISIONAL SPLIT TIMES

Lap	Split 1	Split 2	Split 3	Lap Time	Spd	Lap	Split 1	Split 2	Split 3	Lap Time	Spd
52 Ryan TAYLOR (4th)						3	26.465	30.838	2:22.622	3:19.925	208
1	34.186	34.075	29.092	1:37.353 P		4	31.168	31.059	28.597	1:30.824 P	
2	27.281	32.397	28.737	1:28.415	208	5	26.767	31.111	28.006	1:25.884	209
3	26.977	31.891	28.836	1:27.704	210	6	26.413	30.724	28.029	1:25.166	207
4	27.039	31.854	28.173	1:27.066	212	77 Brendan HOLDEN (17th)					
5	26.763	32.040	29.617	1:28.420	211	1	54.816	33.044	29.882	1:57.742 P	
6	28.250	32.488	28.708	1:29.446	210	2	27.961	33.205	30.235	1:31.401	203
7	26.674	31.517	28.492	1:26.683	210	3	28.282	33.310	29.844	1:31.436	203
52a Mitchell HAWKSLEY (15th)						4	28.070	33.173	30.063	1:31.306	205
1	31.869	33.965	30.593	1:36.427 P		5	27.943	33.004	30.071	1:31.018	203
2	28.251	33.263	30.511	1:32.025	202	6	27.927	33.116	30.208	1:31.251	202
3	28.951	32.967	29.853	1:31.771	205	85a David CAMPBELL (22th)					
4	27.808	32.879	29.518	1:30.205	205	1	36.434	37.881	31.569	1:45.884 P	
5	28.542	33.024	29.855	1:31.421	207	2	30.995	36.169	31.436	1:38.600	198
6	28.452	32.717	29.768	1:30.937	205	3	30.456	36.083	31.764	1:38.303	198
7	27.725	32.531	29.450	1:29.706	204	4	30.239	35.707	31.524	1:37.470	199
54 Brendan WILSON (14th)						5	30.374	35.341	31.386	1:37.101	199
1	32.095	32.950	30.427	1:35.472 P		6	30.113	35.155	31.322	1:36.590	196
2	27.960	32.170	29.378	1:29.508	207	88 Luke SANDERS (3rd)					
3	27.326	32.045	29.157	1:28.528	206	1	31.370	33.181	28.865	1:33.416 P	
4	27.497	32.080	29.030	1:28.607	208	2	27.817	31.711	29.350	1:28.878	211
5	27.669	32.091	29.204	1:28.964	207	3	26.768	31.736	30.515	1:29.019	211
6	28.701	34.335	29.765	1:32.801	207	4	26.161	31.375	28.458	1:25.994	213
7	27.683	32.040	29.265	1:28.988	204	5	26.920	31.943	28.533	1:27.396	214
61 Joshua REES (21th)						6	26.420	31.123	28.323	1:25.866	212
1	35.012	36.343	31.725	1:43.080 P		95a Harley SIDE (12th)					
2	30.589	35.149	30.981	1:36.719	199	1	33.768	32.627	29.723	1:36.118	
3	29.822	35.225	31.476	1:36.523	199	2	27.004	32.133	29.168	1:28.305	207
4	30.192	35.735	30.941	1:36.868	200	3	26.983	32.034	29.083	1:28.100	205
5	29.749	34.924	31.103	1:35.776	200	4	26.728	32.050	29.466	1:28.244	208
6	29.990	35.421	31.606	1:37.017	199	5	26.897	32.047	29.085	1:28.029	207
68 Luke POWER (1st)						6	37.030	34.753	29.835	1:41.618	207
1	31.899	32.763	28.263	1:32.925 P		119 Aaron ROGERS (5th)					
2	27.374	31.227	28.773	1:27.374	208						

Chief Timekeeper - Colin Rothwell

Clerk of Course - Tony Bolin



COMPUTIME RACE TIMING SYSTEMS PTY LTD
www.computime.com.au

E-mail: scott@computime.com.au / Ph: 0418 17 13 17





Round 1 - Winton : 10 & 11 April
SUPERSPORT
Qualifying 2

Date: 10/04/21
 Event: Q10
 Weather: Cloudy - Temp: 17C
 Track: Dry

Started at: 11:59:41
 Laps: 10 Min
 Starters: 24
 Printed at: 12:14

PROVISIONAL SPLIT TIMES

Lap	Split 1	Split 2	Split 3	Lap Time	Spd	Lap	Split 1	Split 2	Split 3	Lap Time	Spd
1	37.090	33.279	29.689	1:40.058 P		5	30.376	32.712	30.182	1:33.270	195
2	27.632	32.198	29.712	1:29.542	199	6	27.691	32.264	30.342	1:30.297	192
3	27.760	32.121	29.167	1:29.048	197	333 Peter HARRISON (24th)					
4	27.487	31.859	28.979	1:28.325	200	1	37.412	37.969	34.041	1:49.422 P	
5	26.523	31.444	28.864	1:26.831	201	2	31.167	36.445	32.959	1:40.571	187
6	26.579	31.602	29.037	1:27.218	201	3	31.304	36.155	32.522	1:39.981	186
7	26.695	31.489	29.326	1:27.510	200	4	30.887	36.477	32.754	1:40.118	191
121 Reece OUGHTRED (7th)						5	31.214	36.355	32.443	1:40.012	195
1	32.029	33.262	29.406	1:34.697 P		808 Joseph MARINELLO (10th)					
2	27.406	32.549	28.749	1:28.704	209	1	34.450	33.356	29.785	1:37.591	
3	27.091	31.962	28.577	1:27.630	210	2	27.415	32.016	29.426	1:28.857	208
4	26.787	31.836	28.522	1:27.145	211	3	26.890	31.886	29.129	1:27.905	205
5	26.931	32.130	28.860	1:27.921	214	4	26.715	31.489	29.418	1:27.622	207
262 Danyon ARNOLD (16th)						5	26.725	32.043	29.189	1:27.957	210
1	37.990	36.403	32.182	1:46.575 P		6	26.846	31.647	29.026	1:27.519	208
2	28.749	33.222	30.592	1:32.563	189	7	27.064	31.538	30.279	1:28.881	207
3	28.030	32.276	30.895	1:31.201	191						
4	28.049	32.416	30.253	1:30.718	195						

The results are provisional until the end of the time limit for protests and appeals.

Chief Timekeeper - Colin Rothwell

Clerk of Course - Tony Bolin



COMPUTIME RACE TIMING SYSTEMS PTY LTD
www.computime.com.au

E-mail: scott@computime.com.au / Ph: 0418 17 13 17





Round 1 - Winton : 10 & 11 April
SUPERSPORT
Qualifying 2

Date: 10/04/21
 Event: Q10
 Weather: Cloudy - Temp: 17C
 Track: Dry

Started at: 11:59:41
 Laps: 10 Min
 Starters: 24
 Printed at: 12:14


PROVISIONAL FASTEST LAPS SEQUENCE

Race Time	No	Name	Machine	Fastest Lap	On Lap
1:38.877	121	Reece OUGHTRED	Yamaha R6 600	1:34.697	1
2:05.942	68	Luke POWER	Kawasaki ZX6 600	1:32.925	1
2:59.627	29	Ted COLLINS	Suzuki GSXR 600	1:25.767	1
5:52.338	29	Ted COLLINS	Suzuki GSXR 600	1:25.474	3
11:15.115	68	Luke POWER	Kawasaki ZX6 600	1:25.166	6

The results are provisional until the end of the time limit for protests and appeals.

Chief Timekeeper - Colin Rothwell

Clerk of Course - Tony Bolin



COMPUTIME RACE TIMING SYSTEMS PTY LTD
www.computime.com.au

E-mail: scott@computime.com.au / Ph: 0418 17 13 17





Round 1 - Winton : 10 & 11 April

SUPERSPORT

Qualifying 2

Date: 10/04/21
Event: Q10
Weather: Cloudy - Temp: 17C
Track: Dry

Started at: 11:59:41
Laps: 10 Min
Starters: 24
Printed at: 12:14

PROVISIONAL BEST PARTIAL TIMES

Pos	Split 1		Split 2		Split 3		LAP		Ideal	Fastest
	Name	Time	Name	Time	Name	Time	Name	Time		
1	L. SANDERS	26.161	L. POWER	30.724	L. POWER	28.006	L. POWER	1:25.143	1:25.166	
2	T. COLLINS	26.254	L. SANDERS	31.123	T. COLLINS	28.034	T. COLLINS	1:25.411	1:25.474	
3	L. POWER	26.413	T. COLLINS	31.123	R. TAYLOR	28.173	L. SANDERS	1:25.607	1:25.866	
4	A. ROGERS	26.523	N. MAHON	31.215	L. SANDERS	28.323	R. TAYLOR	1:26.364	1:26.683	
5	H. SIDE	26.578	A. ROGERS	31.444	R. OUGHTRED	28.522	N. MAHON	1:26.584	1:26.858	
6	R. TAYLOR	26.674	J. MARINELLO	31.489	N. MAHON	28.544	A. ROGERS	1:26.831	1:26.831	
7	W. SHARROCK	26.687	R. TAYLOR	31.517	D. LEONARD	28.784	W. SHARROC	1:27.098	1:27.189	
8	J. MARINELLO	26.715	W. SHARROCK	31.547	A. ROGERS	28.864	R. OUGHTRE	1:27.145	1:27.145	
9	R. OUGHTRED	26.787	D. LEONARD	31.549	W. SHARROCK	28.864	J. MARINELL	1:27.230	1:27.519	
10	N. MAHON	26.825	R. OUGHTRED	31.836	B. THOMPSON	28.967	D. LEONARD	1:27.445	1:27.445	
11	D. LEONARD	27.112	B. THOMPSON	31.871	J. MARINELLO	29.026	H. SIDE	1:27.695	1:28.029	
12	B. THOMPSON	27.171	J. QUINN	31.922	B. WILSON	29.030	B. THOMPSON	1:28.009	1:28.027	
13	J. QUINN	27.188	H. SIDE	32.034	H. SIDE	29.083	B. WILSON	1:28.396	1:28.528	
14	B. WILSON	27.326	B. WILSON	32.040	J. QUINN	29.298	J. QUINN	1:28.408	1:28.490	
15	D. ARNOLD	27.691	D. ARNOLD	32.264	M. HAWKSLEY	29.450	M. HAWKSLE	1:29.706	1:29.706	
16	M. HAWKSLEY	27.725	M. HAWKSLEY	32.531	B. HOLDEN	29.844	D. ARNOLD	1:30.137	1:30.297	
17	B. HOLDEN	27.927	B. HOLDEN	33.004	D. ARNOLD	30.182	B. HOLDEN	1:30.775	1:31.018	
18	J. KIELY	28.849	G. NANKERVIS	33.930	J. KIELY	30.326	J. KIELY	1:33.283	1:33.459	
19	G. NANKERVIS	29.035	J. KIELY	34.108	G. NANKERVIS	30.499	G. NANKERVI	1:33.464	1:34.184	
20	B. LEVIN	29.383	B. LEVIN	34.570	J. REES	30.941	B. LEVIN	1:35.190	1:35.239	
21	J. REES	29.749	J. REES	34.924	B. LEVIN	31.237	J. REES	1:35.614	1:35.776	
22	J. HENDERSON	29.902	D. CAMPBELL	35.155	D. CAMPBELL	31.322	D. CAMPBELL	1:36.590	1:36.590	
23	D. CAMPBELL	30.113	J. HENDERSON	35.524	J. HENDERSON	31.555	J. HENDERSO	1:36.981	1:37.409	
24	P. HARRISON	30.887	P. HARRISON	36.155	P. HARRISON	32.443	P. HARRISON	1:39.485	1:39.981	

The results are provisional until the end of the time limit for protests and appeals.

Chief Timekeeper - Colin Rothwell

Clerk of Course - Tony Bolin



COMPUTIME RACE TIMING SYSTEMS PTY LTD
www.computime.com.au

E-mail: scott@computime.com.au / Ph: 0418 17 13 17





Round 1 - Winton : 10 & 11 April
SUPERSPORT
Overall Qualifying

PROVISIONAL MERGED CLASSIFICATION

Date: 10/04/21

Printed at: 12:14

Pos	No	Gr	Name	Machine	Event Q02	Event Q10	Fastest Lap
1	68	C	Luke POWER / Angel Wings	Kawasaki ZX6 600	1:28.170	1:25.166	1:25.166
2	29	A	Ted COLLINS / Deckert Group / RST Moto / Traction Control Suspension / Spikes Ltd	Suzuki GSXR 600	1:27.005	1:25.474	1:25.474
3	88	A	Luke SANDERS / Race Center / Snoop Media	Yamaha R6 600	1:34.909	1:25.866	1:25.866
4	52	A	Ryan TAYLOR / Kaloha Homes / Pablo's Motorcycle Tyres / RTR	Yamaha R6 600		1:26.683	1:26.683
5	119	C	Aaron ROGERS / Thai on the island	Yamaha R6 600	1:32.840	1:26.831	1:26.831
6	10a	C	Noel MAHON / Ross Services	Kawasaki ZX6R 600	1:38.170	1:26.858	1:26.858
7	121	C	Reece OUGHTRED / Moto GC / Motobits / Dynoverks / LS2Helmets / Sign Pro	Yamaha R6 600	1:39.531	1:27.145	1:27.145
8	44	A	William SHARROCK / Race Center / Windspark Australia	Yamaha R6 600	1:30.515	1:27.189	1:27.189
9	21	B	Daniel LEONARD / The Grinning Dingo / Ords Motorcycles	Yamaha R6 600	1:39.607	1:27.445	1:27.445
10	808	C	Joseph MARINELLO	Yamaha R6 600	1:34.617	1:27.519	1:27.519
11	22a	A	Bryce THOMPSON / Top Tune Motorcycles / Murray Valley Training Centre	Kawasaki ZX6R 600	1:31.316	1:28.027	1:28.027
12	95a	C	Harley SIDE / Race Center	Yamaha R6 600	1:30.523	1:28.029	1:28.029
13	31	B	John QUINN	Yamaha R6 600	1:33.422	1:28.490	1:28.490
14	54	A	Brendan WILSON / Stainless Steel Projects / Barrys Tea	Yamaha R6 600	1:41.808	1:28.528	1:28.528
15	52a	C	Mitchell HAWKSLEY / M-cycle City Tas / Launceston Environmental Services / Engine Reco & Parts	Honda CBR RR 600	1:34.530	1:29.706	1:29.706
16	262	C	Danyon ARNOLD	Honda CBR RR 600		1:30.297	1:30.297
17	77	C	Brendan HOLDEN	Kawasaki ZX6R 600		1:31.018	1:31.018
18	26	C	James KIELY / Know-How Carpentry / Race Center / Siemec / Fusport	Yamaha R6 600	1:43.226	1:33.459	1:33.459
19	22	B	Glenn NANKERVIS / Traralgon 4WD / Nankervis Motorsport	Yamaha R6 600	1:40.322	1:34.184	1:34.184
20	8	B	Brandon LEVIN	Suzuki GSXR 1000	1:49.948	1:35.239	1:35.239
21	61	C	Joshua REES / Walk the line tattoo / F45 / Moto Elite	Kawasaki ZX6R 600	1:47.300	1:35.776	1:35.776

Chief Timekeeper - Colin Rothwell

Clerk of Course - Tony Bolin



COMPUTIME RACE TIMING SYSTEMS PTY LTD
www.computime.com.au

E-mail: scott@computime.com.au / Ph: 0418 17 13 17





Round 1 - Winton : 10 & 11 April
SUPERSPORT
Overall Qualifying

PROVISIONAL MERGED CLASSIFICATION

Date: 10/04/21


Printed at: 12:14

Pos	No	Gr	Name	Machine	Event Q02	Event Q10	Fastest Lap
22	85a	C	David CAMPBELL	Suzuki GSXR 600	1:51.671	1:36.590	1:36.590
23	15a	C	Johnathon HENDERSON	Honda CBR RR 600		1:37.409	1:37.409
24	333	C	Peter HARRISON	Yamaha R6 600	1:52.690	1:39.981	1:39.981
25	777	C	Brendan HOLDEN	Kawasaki ZX6R 600	1:45.007		1:45.007

The results are provisional until the end of the time limit for protests and appeals.

Chief Timekeeper - Colin Rothwell

Clerk of Course - Tony Bolin



COMPUTIME RACE TIMING SYSTEMS PTY LTD
www.computime.com.au

E-mail: scott@computime.com.au / Ph: 0418 17 13 17





Round 1 - Winton : 10 & 11 April
SUPERSPORT
EVENTS 3, 21, & 27

PROVISIONAL MERGED GRID SHEET

Date: 10/04/21


Printed at: 12:14



	3 88 L. SANDERS 1:25.866	2 29 T. COLLINS 1:25.474	1 68 L. POWER 1:25.166	1
6 10a N. MAHON 1:26.858	5 119 A. ROGERS 1:26.831	4 52 R. TAYLOR 1:26.683		2
	9 21 D. LEONARD 1:27.445	8 44 W. SHARROCK 1:27.189	7 121 R. OUGHTRED 1:27.145	3
12 95a H. SIDE 1:28.029	11 22a B. THOMPSON 1:28.027	10 808 J. MARINELLO 1:27.519		4
	15 52a M. HAWKSLEY 1:29.706	14 54 B. WILSON 1:28.528	13 31 J. QUINN 1:28.490	5
18 26 J. KIELY 1:33.459	17 77 B. HOLDEN 1:31.018	16 262 D. ARNOLD 1:30.297		6
	21 61 J. REES 1:35.776	20 8 B. LEVIN 1:35.239	19 22 G. NANKERVIS 1:34.184	7
24 333 P. HARRISON 1:39.981	23 15a J. HENDERSON 1:37.409	22 85a D. CAMPBELL 1:36.590		8
			25 777 B. HOLDEN 1:45.007	9

Chief Timekeeper - Colin Rothwell

Clerk of Course - Tony Bolin



COMPUTIME RACE TIMING SYSTEMS PTY LTD
www.computime.com.au

E-mail: scott@computime.com.au / Ph: 0418 17 13 17

